



MIEDEMA MB
BOX FILLERS



Soil
cultivation



Planting



Harvesting



Storage



Grading

dewulf 
enjoy growing

HOMOGENEOUS BOX FILLING WITH MAXIMUM CAPACITY

When filling boxes, everything revolves around product friendliness and capacity. Therefore Miedema developed box fillers that fill homogeneously, while always keeping drop height to a minimum. All you have to do is change the boxes... With the fully automatic **INNOVATIVE** MB 111 box filler you achieve unparalleled filling capacity with a significant reduction of forklift handling. Want to fill boxes **RELIABLY**? Then choose a Miedema MB box filler!



SIMPLER

The MB series makes use of a dust-tight control box and an HMI operator panel with icons, which makes operating it very **ENJOYABLE**. All the machines are equipped with Start-Control. The MB is a master machine (at the end of the line) that can start and stop the entire line. One notable aspect is the low energy consumption of these box fillers. This makes the MB series

exceptionally **ECONOMICAL** machines. With three different versions, Miedema offers a solution for every customer.

MIEDEMA MB 33

In the case of the MB 33, the boxes are partially filled in layers by nodding the filling belt in the box and moving it back and forth. Thanks to the arrester flaps on the nodding section of the filling belt, maximum product friendliness is guaranteed. The product sensor at the end is used to determine when to change the angle and position of the filling belt. The homogeneous filling of the boxes ensures good ventilation of the stored product. The last layer is filled with the belt noddled.



TECHNICAL SPECIFICATIONS

Total height, incl. arrester flaps	236 - 286 cm	93" - 113"
Space between floor and underside of filling belt frame	119 - 169 cm	47" - 67"
Total width of filling belt	87 cm	35"
Total length of filling belt	437 cm	172"
Min./max. box length	140 - 260 cm	55" - 102"
Maximum box height	157 cm	62"
Capacity per hour	40 - 60 boxes	

MIEDEMA MB 55

In the case of the MB 55, the boxes are filled layer by layer by lowering the box while swinging the filling belt left and right. The product sensor at the end is used to determine when it is necessary to swing the filling belt or lower the box. The homogeneous filling of the boxes ensures good ventilation of the stored product. The last layer is filled with the belt straight.



TECHNICAL SPECIFICATIONS

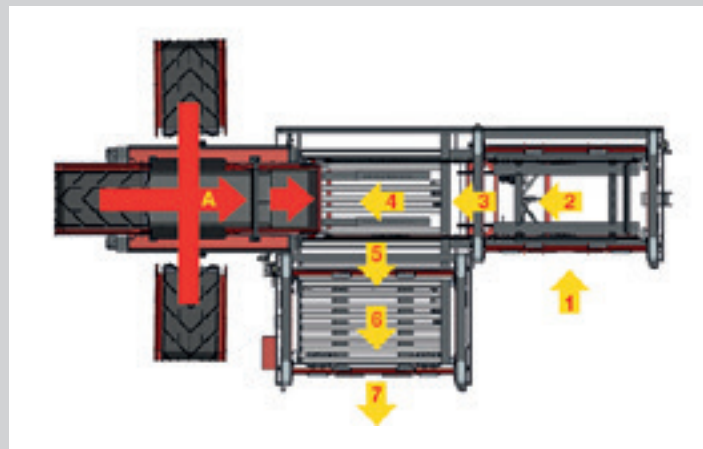
Total height	165 - 215 cm	65" - 85"
Plateau height	23,5 cm	9"
Space between plateau and underside of filling belt	100 - 150 cm	40" - 60"
Plateau length	180 cm	71"
Total width of filling belt X/75	86,5 cm	34"
Total width of filling belt X/50	61,5 cm	24"
Min./max. box length	91 - 180 cm	36" - 71"
Maximum box height	135 cm	51"
Capacity per hour	45 - 65 boxes	

FULLY AUTOMATIC BOX FILLING WITH THE MIEDEMA MB 111 (XTREME)

With the MB 111 (Xtreme) you are assured high capacity due to the non-stop supply of product with a minimum of forklift movements. The boxes are filled in three layers by lowering the box and shifting the wide buffer belt. The product sensor at the end is used to determine when it is necessary to shift the buffer belt or lower the box. The end of the buffer belt is fitted with a stopper flap that closes automatically when the box is full. While the buffer belt is filled, a new box is placed in the filling position. This way the same capacity is

maintained and you can fill more than 100 tonnes per hour (220 462 lb/h). The product flow can be supplied from three sides, giving you the utmost flexibility in any space. The box filler is prepared for a weighing system as standard. Via the optional Buffer Control cable, the ME elevator belt is controlled to enable the conveyor belt to provide partial buffering. The conveyor belt reduces its speed, thus increasing the total capacity per hour.

1. Supply of up to three boxes
2. Unstacking of the boxes
Box clamp tilts 2nd box (or multiple boxes) up
3. Transport of the box to be filled to the plateau
Meanwhile the buffer belt is filled
4. Box tips and is filled
5. Transport of the full box to the stacking unit
6. Stacking of up to two boxes
7. Discharge of the full boxes
- A. Product supply possible from three sides



BUFFER BELT



BOX PLATEAU



LOAD CELLS (OPTION)

TECHNICAL SPECIFICATIONS	MB 111		MB 111 XTREME	
Total height	310 cm	122"	340 cm	134"
Total width	367 cm	145"	381 cm	150"
Total length	800 cm	315"	1010 cm	398"
Capacity buffer belt	400 kg	882 lb	500 kg	1102 lb
Minimum box length	120 cm	47"	170 cm	67"
Maximum box length	185 cm	73"	245 cm	96"
Maximum box height	130 cm	52"	145 cm	57"





PRODUCT SENSOR

The ultrasonic product detector guarantees minimum fall height and full boxes. The detection range and the position are freely adjustable. Dust and moisture have no effect on these sensors.



HMI OPERATOR PANEL

The complete machine is operated via the icons on the easy-to-use HMI operator panel. The current status of the machine, the batch counter and the total counter are all shown clearly.



START-CONTROL

All the Miedema box fillers are standard equipped with Start-Control. The MB box filler is a master machine (at the end of the line) that can start and stop the entire line.

OPTIONS



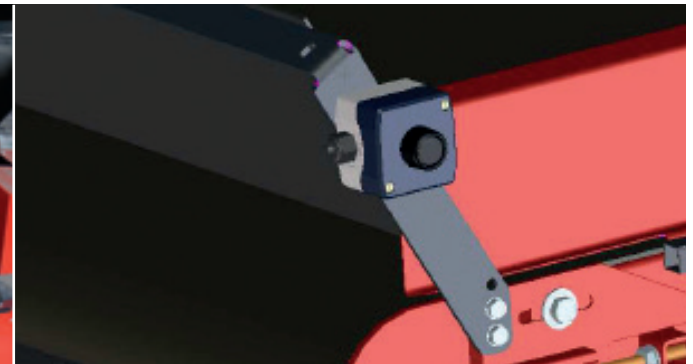
ELEVATOR BELT RT 30 (MB 33 & MB 55)

With the RT 30 elevator belt you are assured optimal supply of the product. What makes it so convenient is the continuous adjustment of the supply and discharge height. A pin/hole coupling of the RT 30 to the MB prevents shifting relative to the box filler, guaranteeing optimal box filling.



VARIABLE FILING BELT SPEED (MB 33 & MB 55)

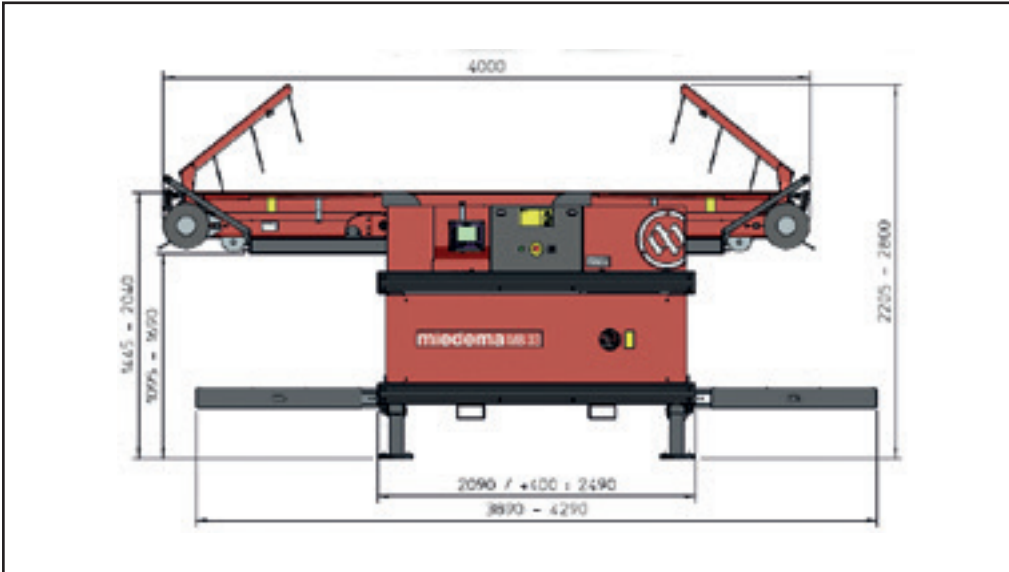
A frequency inverter allows adjustment of the filling belt speed between 15 and 53 m/min (49 and 174 ft/min) for careful product handling or higher capacity. The speed is set via the HMI operator panel.



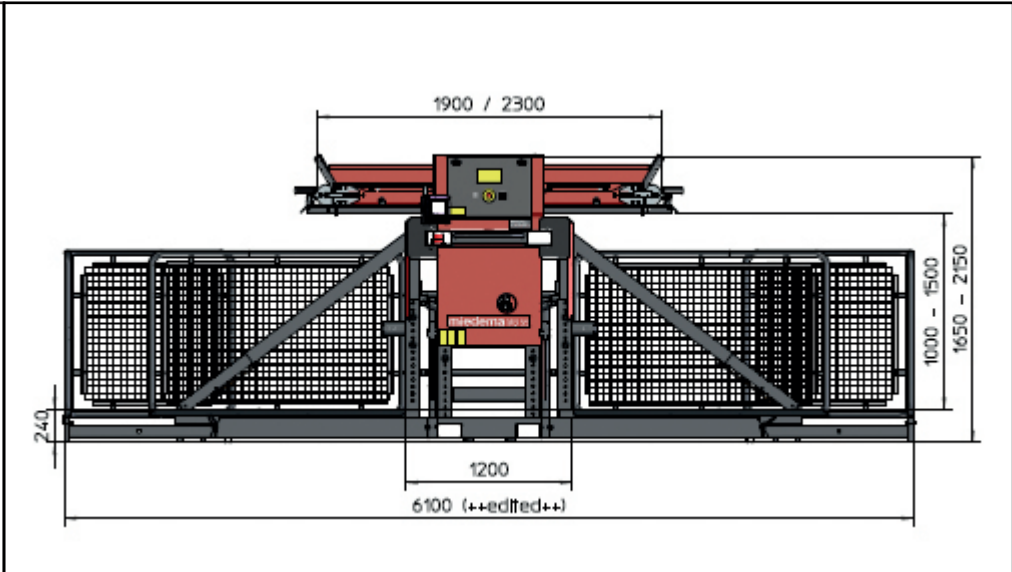
REVERSING BUTTON FILLING BELT DIRECTION (MB 55)

A reversing button at each end of the filling belt allows you to manually run the belt in the other direction for as long as the button is held. This enables you to manually flatten the product and add product to fill the box completely.

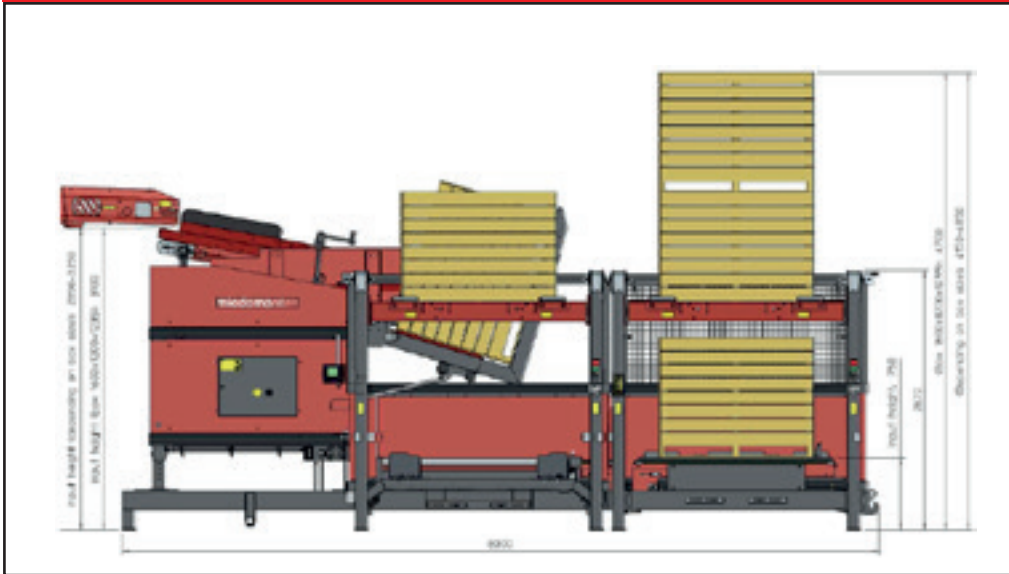
DIMENSION DRAWINGS



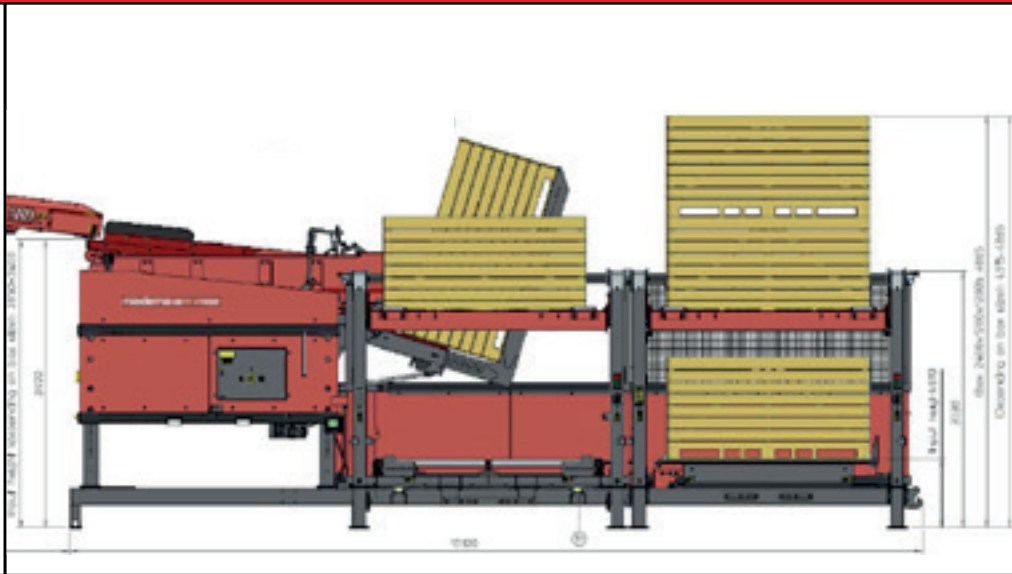
MIEDEMA MB 33



MIEDEMA MB 55



MIEDEMA MB 111



MIEDEMA MB 111 XTREME

TECHNICAL SPECIFICATIONS

• standard o optional - not possible

	MB 33	MB 55	MB 111
Minimum box length	140 cm (55")	91 cm (36")	140 cm (56")
Maximum box length	260 cm (102")	180 cm (71")	185 cm (73")
Maximum box height	157 cm (62")	135 cm (51")	130 cm (52")
Start-Control	•	•	•
Product sensors	•	•	•
Arrester flaps	•	•	•
Forklift pockets	•	•	•
Transport set	-	-	•
HMI operator panel	•	•	•
Variable filling belt speed	o	o	o
Other sizes of filling belts	o	o	-
Set for short box (140 - 160 cm / 55" - 63")	o	o	-
Set for low box (90 - 100 cm / 35" - 40")	o	o	-
Set for long box (up to 240 cm / 95")	o	o	-
Reversing button filling belt direction	-	o	-
Set for boxes with width over 110 cm	-	o	-
Elevator belt RT 30	o	o	-
Elevator belt ME 80 - 100	o	o	o
Prepared for connection of weighing plateaus	o	o	o
Prepared for CANbus communication between box fillers	•	•	•
Buffering on elevator belt (ME 80 - 100) via CANbus communication	-	-	•
Power outlet (5 A) on machine	•	•	-